

WALLSTREET-FORECASTER

WEEKLY REVIEW – December 26th, 2025



Don't miss next week's signals: Subscribe here: [Wallstreet Forecater](#)

Contents

Educational Resources	2
Rules.....	2
Previous Weekly Reviews	2
Subscriptions Plans	2
Algo Forecasts	3
AAPL	3
GLD	3
IWM	3
QQQ	3
TLT	3
USO	3
BTCUSD	3
UNG	3
DXY	3
Summary	4
Matrix Heat Map.....	4
Weekly Matrix.....	5
Matrix Summary	6
SPY Small Reversal Signals	6

Educational Resources

How space weather affects financial markets. Study done by the Federal Reserve Bank of Atlanta
http://www.oss.cc/library/Solar_Activity_and_the_Stock_Market.asp

Lunar cycle effects in stock returns. Study by the University of Michigan Business School.
<http://www.oss.cc/Library/SSRN-id281665.pdf>

Stock Commodities & Planetary Declination. How Mercury affects the price of Microsoft.
<http://www.oss.cc/Library/Declinations.PDF>

Rules

1. All indicators are expected to manifest in a +/- 1-day window.
2. I don't try to forecast Mondays

Previous Weekly Reviews

Check the accuracy of these indicators in the past looking back on they performed in the past.

wallstreet-forecaster.com/weekly_review/past-reviews.asp

Subscriptions Plans

Not a subscriber or you want to upgrade your subscription.

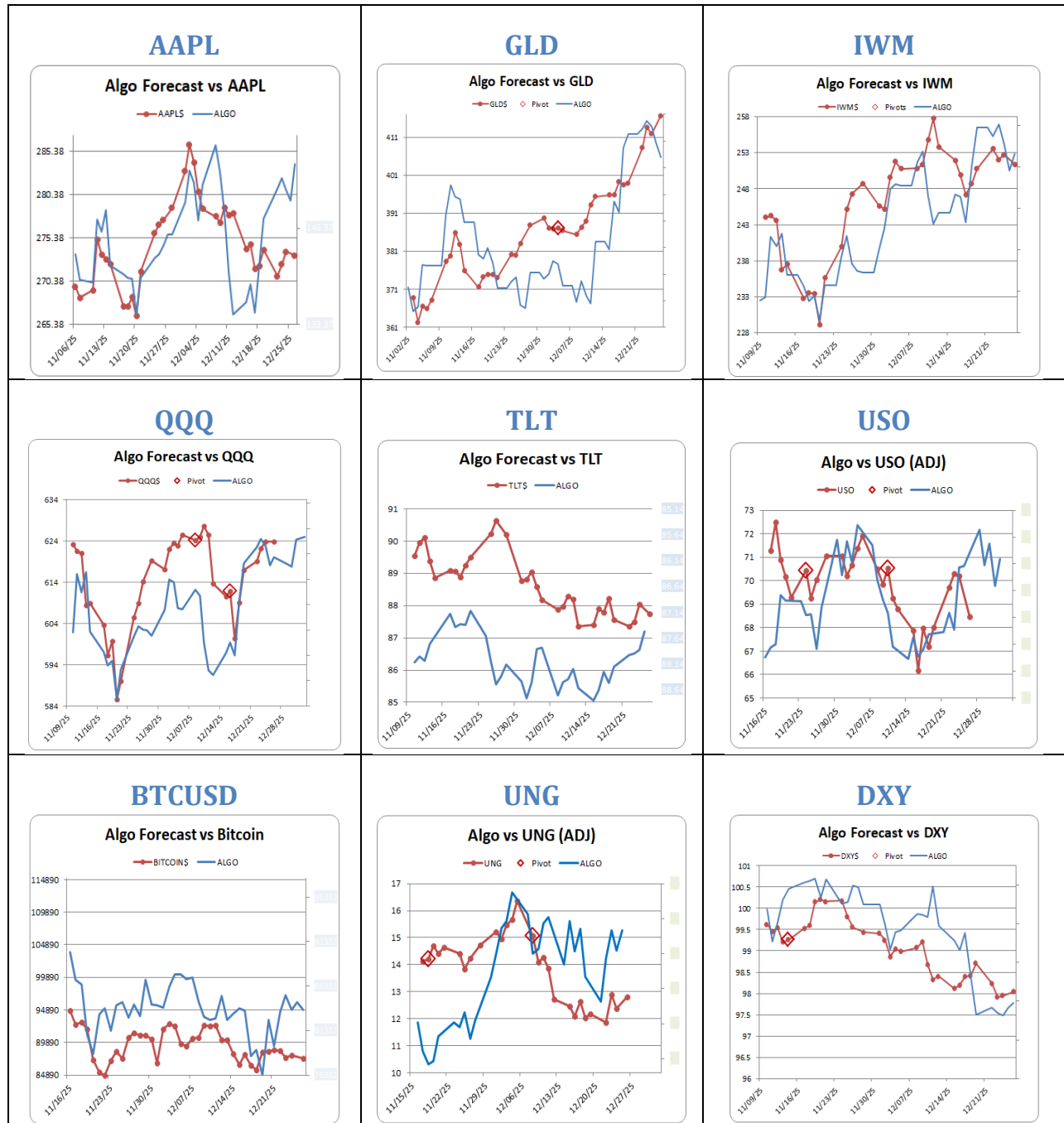
To subscribe to a service, click here: Wallstreet Forecater

NIGHTLY STATS	NIGHTLY INDICATORS	OPTION SIGNALS
Free	\$ 35.00	\$ 89.95
Tomorrow's Outlook	2-week free trial	2-week free trial
Updates and Flashes	Latest indicator updates for tomorrow.	Option trade recommendations
Some Indicators	Tradable signals.	Stock & ETF Options
Track closed trades	Charts with trend reversal signals	Nadex Binary Options
Learn stuff you don't know	** Past forecast **	** Past trades **
** Free Stuff **	-----	Includes NIGHTLY INDICATORS service
Signup	\$ 35.00 MONTHLY Subscribe	-----
	VISA MASTERCARD AMERICAN EXPRESS DISCOVER	\$ 89.95 MONTHLY Subscribe
	-----	VISA MASTERCARD AMERICAN EXPRESS DISCOVER
	\$ 80.00 QUARTERLY SAVE! Subscribe	-----
	VISA MASTERCARD AMERICAN EXPRESS DISCOVER	\$ 188.90 QUARTERLY SAVE 30% Subscribe
		VISA MASTERCARD AMERICAN EXPRESS DISCOVER

Algo Forecasts

What are Algo Forecasts: http://oss.cc/education/algo_forecasts.pdf

The blue line forecasts direction, not price.



Summary

Weekly Matrix Indicators

Hits:

Friday was identified as the most bearish day of the week on the Heat Map and did, in fact, close lower.

Wednesday was flagged as the most bullish day of the week and closed higher.

The Matrix Summary correctly forecast the direction of the daily close three times: Tuesday, Wednesday, and Friday.

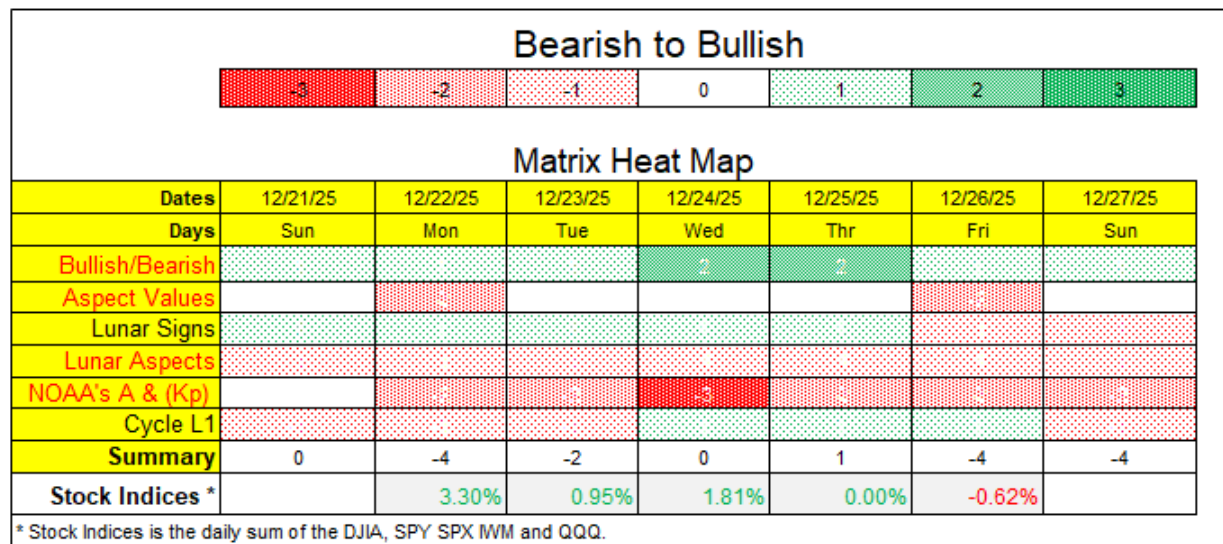
The SPY Reversal signal accurately predicted a rally that began the previous week.

Misses:

The NOAA space weather forecast for the week was exceptionally strong, a condition that typically correlates with market pullbacks. However, this signal was overridden by the Santa Claus rally.

Matrix Heat Map

The Matrix Heat Map, a simplified version of the Matrix, applies adjusted weightings to its values.



A history of Option trades can be found at:

Standard options: [OSS /oss Results Options Trades.asp](#)

Binary options: [OSS /oss Results Nadex Options.asp](#)

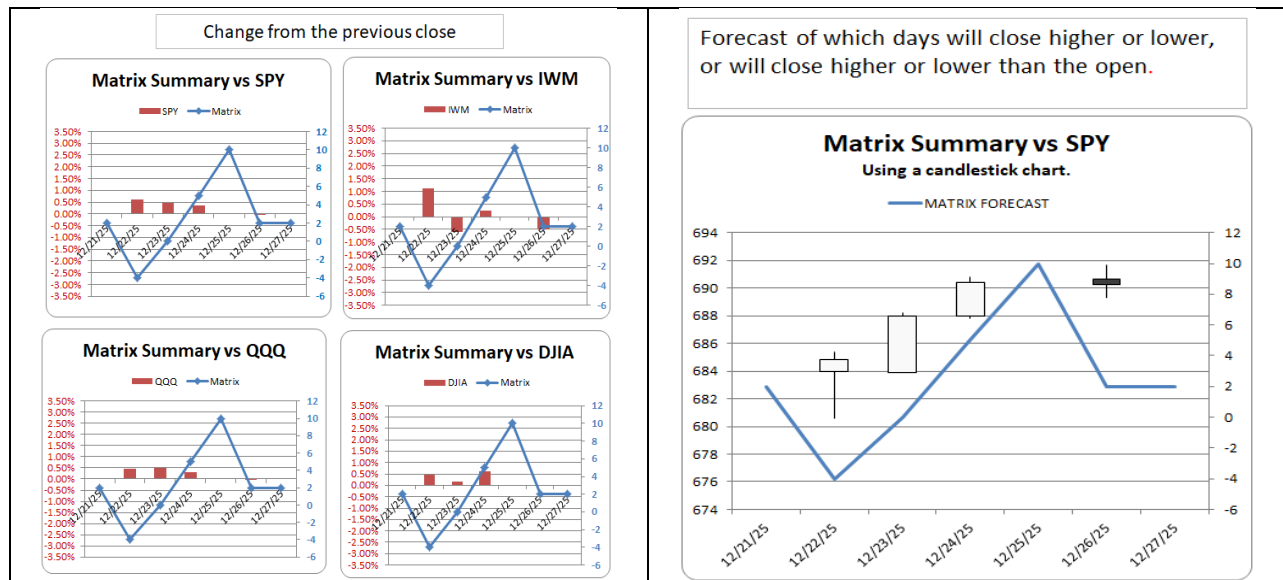
Weekly Matrix

OSS Weekly Matrix							12/26/2025
RED = Bearish GREEN = BULLISH BLUE = VOLATILITY Very Bearish Very Bullish Strong Volatility							
INDICATORS	Sun 12/21/25	Mon 12/22/25	Tues 12/23/25	Wed 12/24/25	Thur 12/25/25	Fri 12/26/25	Sat 12/27/25
Volatility	0	1	0	0	1	0	1
Day of Month	-1	-1	-1	-1	1	1	1
Cycle L1	-1	-1	-1	1	1	1	-1
Cycle L2	1	1	1	1	1	1	2
Cycle L3	1	1	1	1	1	1	1
Cycle L4	1	1	1	1	1	1	2
Cycle M1	2	2	2	2	2	2	2
Cycle M2	-1	-1	-1	-1	-1	-1	-1
Cycle M3	2	2	2	2	2	2	2
Cycle V1	-1	-1	-1	-1	-1	-1	-1
Cycle V2	1	1	1	1	1	1	1
Cycle V3	2	2	2	2	2	2	2
Cycle M1	-1	-1	-1	-1	-1	-1	-1
Cycle M2	-1	-1	-1	-1	-1	-1	-1
Cycle M3	-1	-1	-1	-1	-1	-1	-1
Cycle LS	1	1	1	1	1	-1	-1
Adj Values							
Aspect Values		-2				-2	
Bullish/Bearish	4	2	4	6	8	4	6
Aspects	☿☿☿ ☿☿☿		♀♂♂ ♀☿☿				♂♂♂ ☿☿☿ ☿☿☿
Sun Moon Aspects					*		☐
Lunar Sign	♊	♊	♊	♊	♊	♊	♊
NOAA's A & (Kp)	5 (2)	20 (5)	20 (5)	25 (5)	20 (5)	20 (5)	15 (4)
Retrogrades							
DJIA		0.47%	0.16%	0.60%	HOLIDAY	-0.04%	1.20%
SPY		0.62%	0.46%	0.35%		-0.02%	1.42%
SPX		0.64%	0.45%	0.32%		-0.03%	1.39%
IWM		1.11%	-0.60%	0.25%		-0.52%	0.24%
QQQ		0.46%	0.48%	0.29%		-0.01%	1.11%
DJT		0.69%	-0.24%	0.19%		-0.13%	0.51%
GLD		2.31%	1.33%	-0.41%		1.17%	4.44%
SLV		2.53%	3.79%	0.59%		9.05%	16.72%
UUP		-0.44%	-0.35%	0.04%		0.06%	-3.92%
TLT		-0.22%	0.16%	0.61%		-0.33%	0.22%
USO		2.50%	0.82%	-0.14%		-2.45%	0.68%

All indicators have a +/- 1-day window in which their energy should be seen.

Matrix Summary

Mondays are not included in the analysis. As usual, the indicators forecasted three days correctly.



SPY Small Reversal Signals

These indicators are doing a good job of forecasting 2 to 3 day reversals. The reversals could last longer but 2 to 3 days is the minimum to be expected.

