

# WEEKLY REVIEW – Jan 3, 2025

---



Don't miss next week's signals: Subscribe here: [OSS SUBSCRIPTIONS](#)

## Contents

Astrology Symbols.....	2
Weekly Matrix Commentary.....	2
Binary Options.....	4
Options.....	4
Bitcoin .....	4
Algo Forecasts Results .....	5
QQQ .....	5
GLD.....	5
TLT .....	5
USO .....	5
IWM .....	5
AAPL.....	5
Weekly Matrix.....	6

## Astrology Symbols

PLANETS		SIGNS	
☉	SUN	♈	ARIES
☿	MERCURY	♉	TAURUS
♀	VENUS	♊	GEMINI
♂	MARS	♋	CANCER
♃	JUPITER	♌	LEO
♄	SATURN	♍	VIRGO
♅	URANUS	♎	LIBRA
♆	NEPTUNE	♏	SCORPIO
♇	PLUTO	♐	SAGITTARIUS
		♑	CAPRICORN
		♒	AQUARIUS
		♓	PISCES

ASPECTS	
♂♂	CONJUNCTION
✳	SEXTILE
□	SQUARE
△	TRINE
♂♁	OPPOSITION

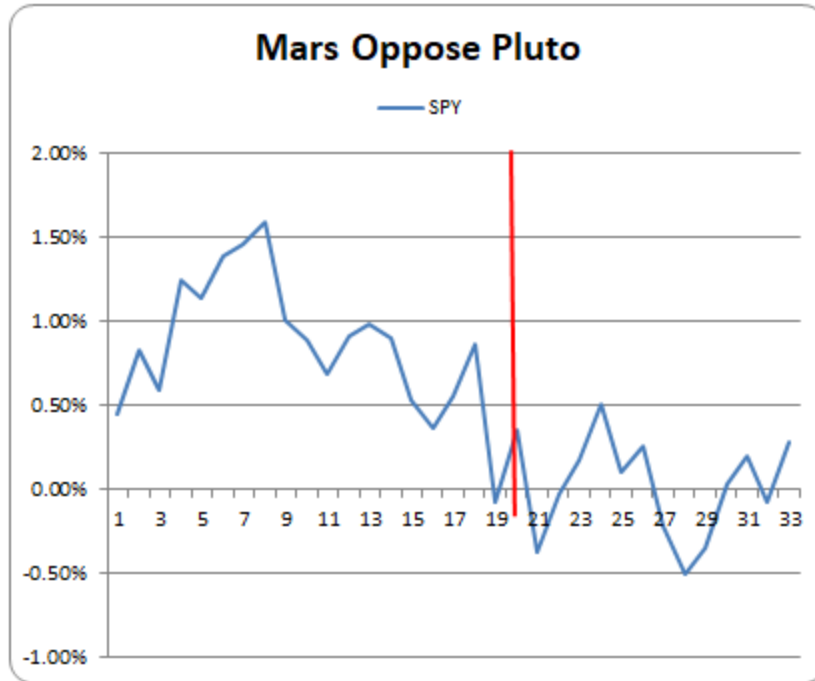
## Weekly Matrix Commentary

We started the week noticing three things: L2 and L3 cycles were hitting a low on Tuesday, there were high volatility numbers for Wednesday through Friday, and Mars Opposed Pluto on Friday. Then on Monday evening NOAA released their weekly forecast and there was a severe space weather event on Tuesday and Wednesday. No doubt with the L2 and L3 cycles hitting a low on the same day and the forecast space weather disturbance we can understand why the market took a big dip on Monday that extended even lower on Tuesday.

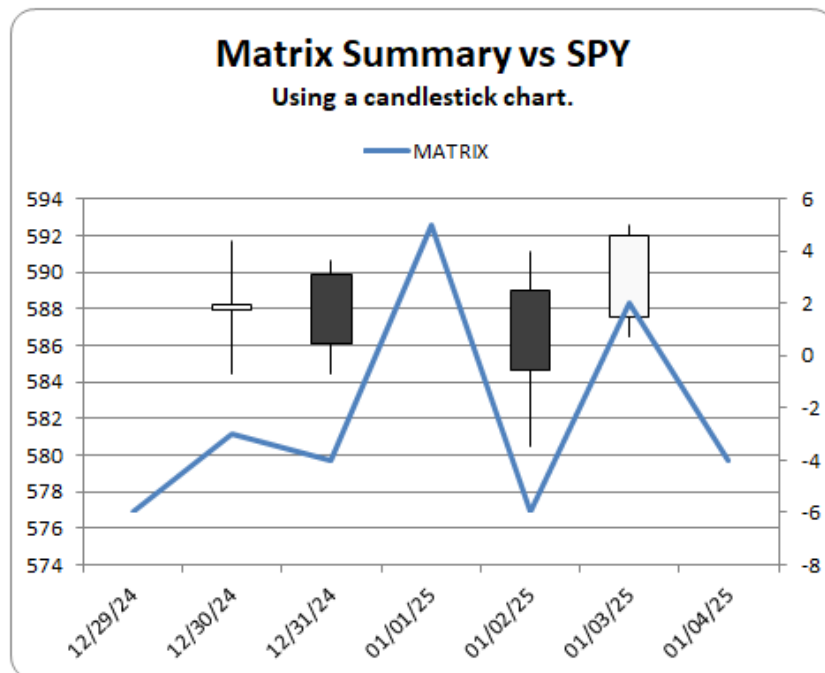
High volatility numbers, like we saw in the latter part of the week, usually correspondes with price swings of +/- 1%. On Thursday the GLD, SLV and the USO saw such moves. The same thing was seen on Friday with the major stock indexes.

The Mars oppose Pluto aspect affects not only the financial markets but the geopolitical world as well. We expect to see some form of aggression/violence. That certainly manifest itself in the New Orleans and Las Vegas events.

The chart below shows how the Mars and Pluto opposition has affected the SPY over time.



The Matrix Summary for the week was 100% in forecasting which days would close higher and lower.



## Binary Options

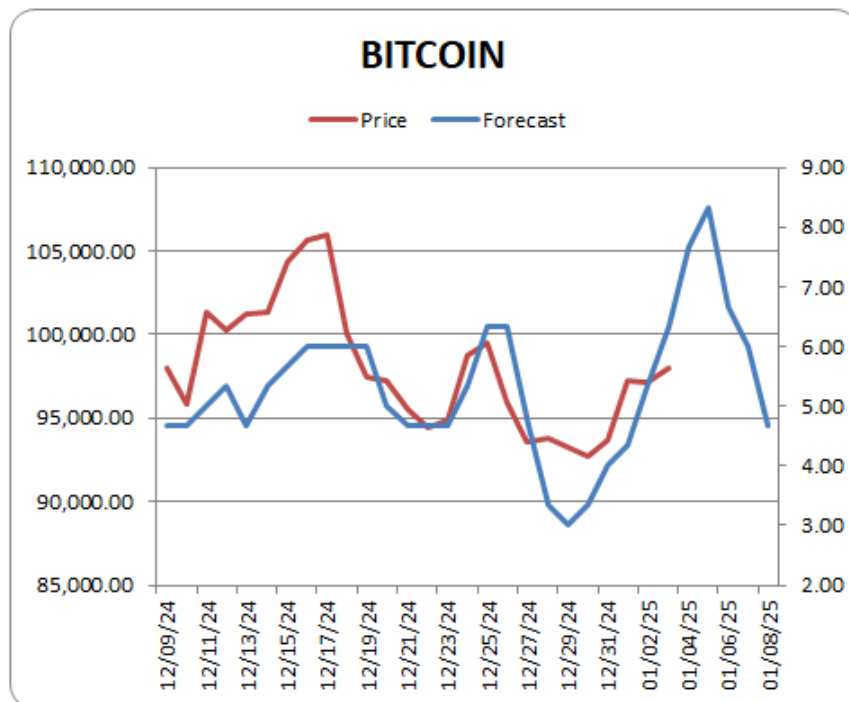
We bought the US 500 (MAR)>5923.0 (4:15PM) Thursday evening for \$55 expecting a higher close on Friday. US 500 did close higher giving us a return of 81%

## Options

We bought ABT Jan 2025 113.000 puts on Dec. 31 at \$0.77. They closed at \$0.03.

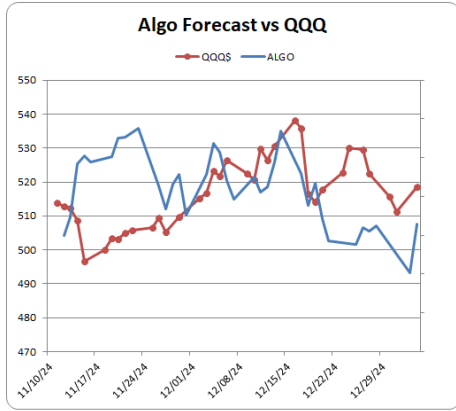
## Bitcoin

The Bitcoin forecast has been doing very well. Currently the rally is expect to continue.

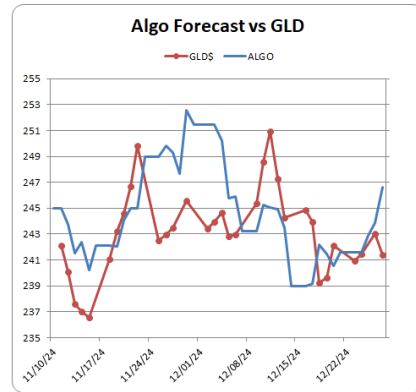


# Algo Forecasts Results

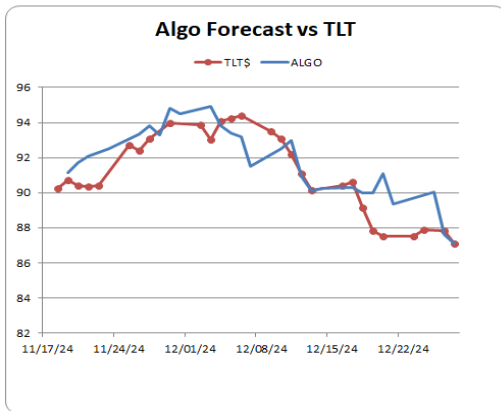
## QQQ



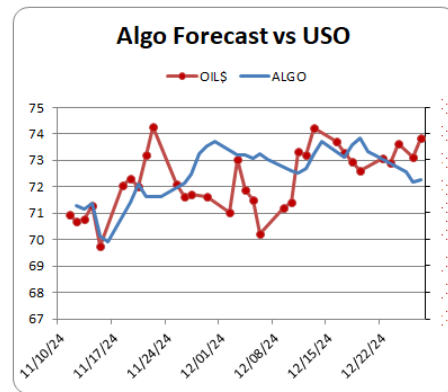
## GLD



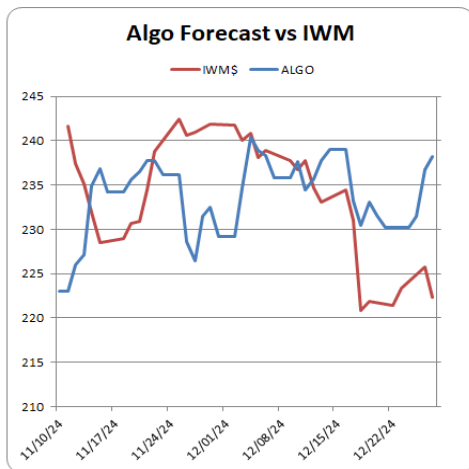
## TLT



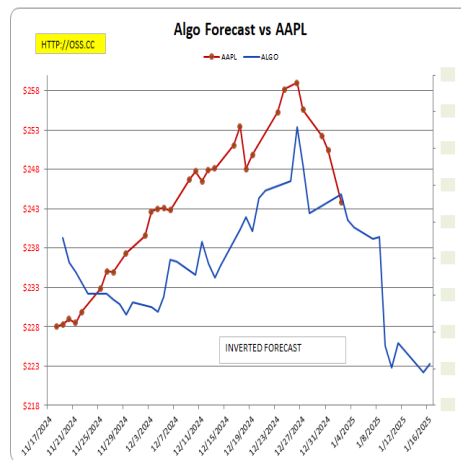
## USO



## IWM



## AAPL



# Weekly Matrix

## OSS Weekly Matrix

1/3/2025

RED = Bearish GREEN = BULLISH BLUE = VOLATILITY Very Bearish Very Bullish Strong Volaitly

INDICATORS	Sun 12/29/24	Mon 12/30/24	Tues 12/31/24	Wed 01/01/25	Thur 01/02/25	Fri 01/03/25	Sat 01/04/25	
<b>Volatility</b>	0	0	0	2	2	2	0	
Day of Month	-1	-1	1	1	1	1	1	
Cycle L1	1	1	1	1	-1	-1	-1	
Cycle L2	-2	-2	-3	-1	-1	-1	-1	
Cycle L3	-2	-2	-3	-1	-1	-1	-1	
Cycle L4	1	1	1	1	1	1	1	
Cycle M1	-1	-1	-1	-1	-1	-1	-1	
Cycle M2	-1	-1	-1	-1	-1	-1	-1	
Cycle M3	-1	-1	-1	-1	-1	-1	-1	
Cycle V1	1	1	1	1	1	1	1	
Cycle V2	-1	-1	-1	-1	-1	-1	-1	
Cycle v3	-1	-1	-1	-1	-1	-1	-1	
Cycle M1	-1	-1	-1	-1	-1	-1	-1	
Cycle M2	2	2	2	2	2	2	2	
Cycle M3	2	2	2	2	2	2	2	
Cycle LS	-1	1	1	1	1	1	-1	
Adjusted Values								
Aspect Values				1	-3	1		
<b>Bullish/Bearish</b>	-5	-3	-3	2	-4	0	-3	
Aspects		☉♁	♃♂		♂♁♂	♂♁♁	☉♁♂ ☉♂♂	
Sun Moon Aspects		♂					*	
Lunar Sign	♂	♂	♂	♂	♁	♁	♂	
NOAA's A & (Kp)	5 (2)	8 (3)	50 (7)	20 (5)	8 (3)	5 (2)	5 (2)	
Up/Down								
DJIA		-0.97%	-0.07%			-0.36%	0.80%	-0.61%
SPY		-1.14%	-0.37%			-0.25%	1.25%	-0.50%
SPX		-1.07%	-0.43%			-0.20%	1.26%	-0.47%
IWM		-0.75%	0.13%			0.08%	1.49%	0.95%
QQQ		-1.33%	-0.85%			-0.20%	1.64%	-0.76%
DJT		-0.90%	0.06%			-0.46%	1.15%	-0.16%
GLD		-0.32%	0.62%			1.36%	-0.79%	0.87%
SLV		-1.23%	-0.38%			2.28%	0.17%	0.82%
UUP		0.10%	0.43%			0.85%	-0.30%	1.09%
TLT		0.82%	-0.52%			0.27%	-0.32%	0.22%
USO		1.31%	0.95%			1.83%	1.29%	5.51%

All indicators have a +/- 1-day window in which their energy should be seen.